

65TR



Concrete solutions. Always.

Engine V2607-CR-T

Engine power 45,0 kW - 61,2 HP

Operating weight 6.200 kg

 **EUROCOMACH**[®]

65TR

Operating weight (with rubber tracks)	kg	6.200
Travelling speed (AUTO TWO SPEED)	km/h	1a: 0 ÷ 2,6 / 2a: 0 ÷ 2,2
Slew speed	rpm	11

ENGINE

Type	KUBOTA V2607-CR-T - STAGE 5	
Max Power (2.200 rpm)	kW - HP	45,0 - 61,2
Displacement	cc	2.615
Number of cylinders	n°	4
Cooling	water	
Consumption	lt/h	7,6
Alternator	V (A)	12 (60)
Battery	V (Ah)	12 (95)

HYDRAULIC SYSTEM

Circuit Type	load sensing closed center system with flow sharing control valve	
Pump type	1 ls variable pump + 1 gear pump	
Pump displacement	cc	65 + 14,5
Pump capacity	lt/min	129 + 28,8
Max. circuit calibration pressure	bar	280
Auxiliary Flow (max pressure):	lt/min (bar)	
AUX 1 main high flow simple or double effect		80/80 (200)
AUX 2 double effect		45/50 (280)
AUX 3 double effect		40/40 (280)

PERFORMANCES

Max digging depth standard arm (optional arm)	mm	3.950 (4.200)
Max dumping height with cab standard arm (optional arm)	mm	5.280 (5.510)
Bucket breaking force (standard arm) ISO 6015	daN	5.000
Arm breaking force (standard arm) ISO 6015	daN	3.000
Traction force	daN	5.200
Ground bearing pressure with rubber tracks	kg/cm ²	0,34
Max slope	60% - 30°	

DIMENSIONS

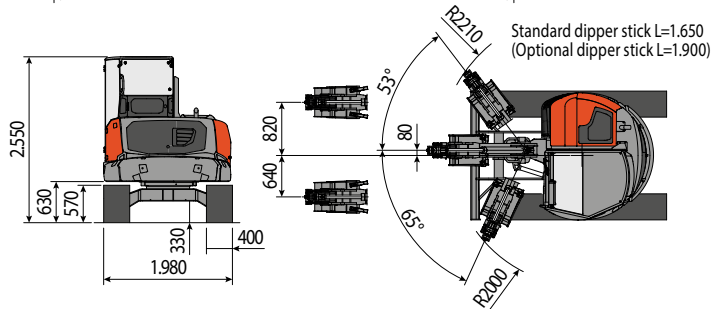
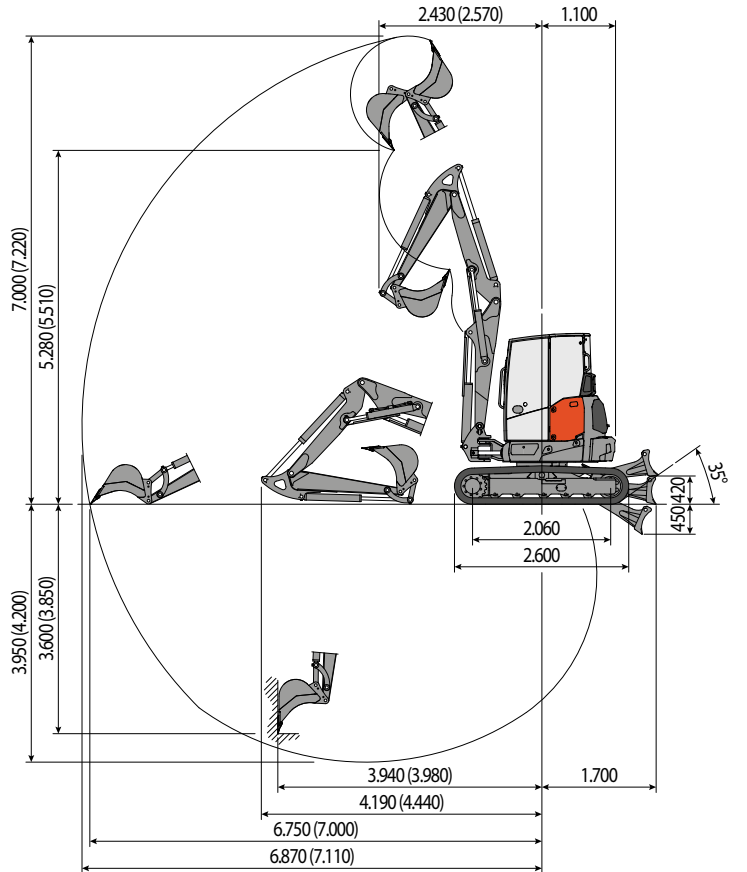
Maximum width	mm	1.980
Total height	mm	2.550
Rear rotation radius	mm	1.100
Digging arm length std (optional)	mm	1.650 (1.900)
Tracks width	mm	400
Rollers number (for each side)	n°	5/1

FILLINGS

Fuel tank	lt	85
Hydraulic oil tank	lt	60
Hydraulic circuit capacity	lt	80
Cooling system capacity	lt	12
Engine oil	lt	10,2

CONTROLS

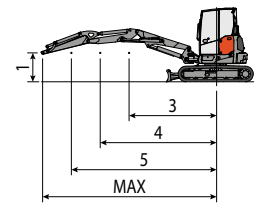
Boom, dipper stick, bucket and turret swing	2 pilot joysticks
Tracks movement (included counter rotation)	2 pilot levers
Dozer blade	pilot lever
Auxiliary circuit (simple or double effect)	electroproportional switch on right joystick
Boom swing	electroproportional switch on left joystick



LIFTING CAPACITY

Opening arm from the rotation's center (m) Lifting capacity (kg) at 1.0 m height

	3	4	5	MAX
Frontal and lowered dozer blade	2514	1662	1327	1248
Frontal and lifted dozer blade	1793	1125	814	705
Lateral	1388	900	640	555



The lifting capacity is based on the ISO 10567 and it does not exceed more than the 75% of static tipping load or more than the 87% of the hydraulic lifting capacity of the machine.

 **EUROCOMACH®**